

## SELECCIONE LA TALLA CORRECTA

Para saber la talla del collar para su perro debe de:

Tomar 1 cinta metrica y a su perro.

Mida alrededor de la base del cuello, inserte un par de dedo para mayor comodidad de su perro y apunte la medida (Véase el diagrama A).

Nuestros collares se miden en cm de X a Y. Les sugerimos que elija un collar en el que las medidas de su perro se encuentren entre las dos mediciones (Véase diagrama B).

Tenga en cuenta que como nuestros collares están hechos a mano, su medida puede variar ligeramente.

## TO MEASURE THE LENGTH OF YOUR DOG FOR A COLLAR

Take 1 tape measure and 1 dog.

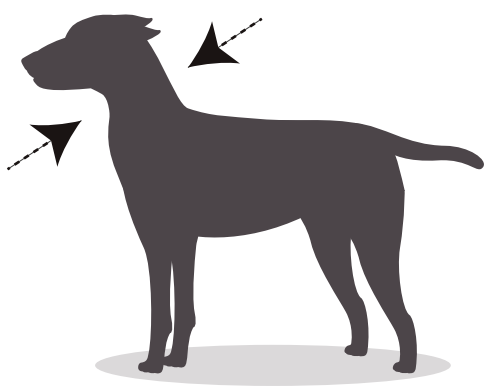
Measure around the base of the neck, insert a couple of your fingers for comfort and record the cm measurement. (See diagram A.)

Our collars are measured from x to y. We suggest that you choose a collar where the neck size of your dog is between the two measurements. (See diagram B.)

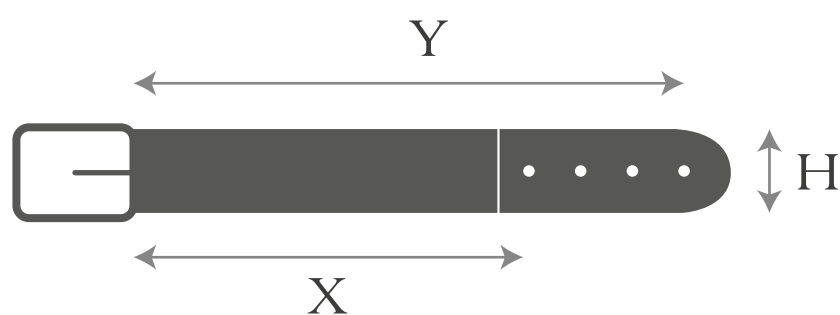
**OUR PRODUCTS ARE HANDMADE AND SMALL VARIATIONS CAN OCCUR.**

### COLLAR

A.



B.



Talla/Size	X	Y	H
xxs	14 cm	20 cm	1,2cm
xs	18 cm	24 cm	2cm
s	26 cm	32 cm	2cm
m	34 cm	40 cm	2,5cm
l	42 cm	48 cm	2,5cm
xl	50 cm	56 cm	2,5cm

Petite  
H=1,2cm

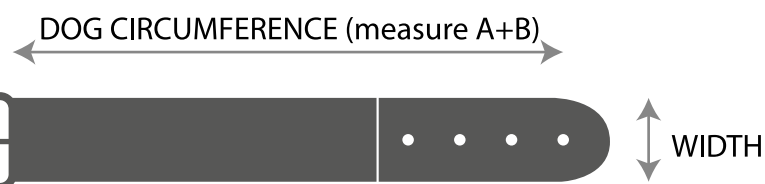
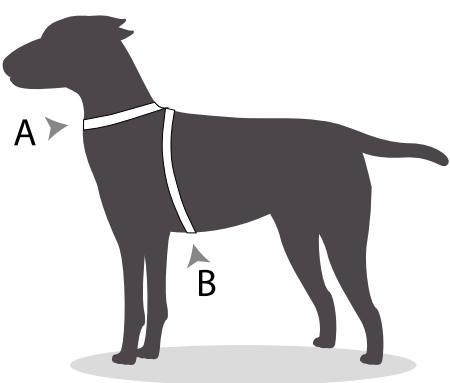
\* Peruvian H= 3,5 cm, XS= 20 - 24 cm

\* Etna H= 4 cm, XS= 20 - 24 cm

\* Vichy H= 2 cm

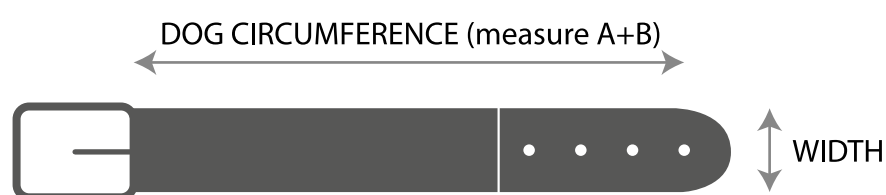
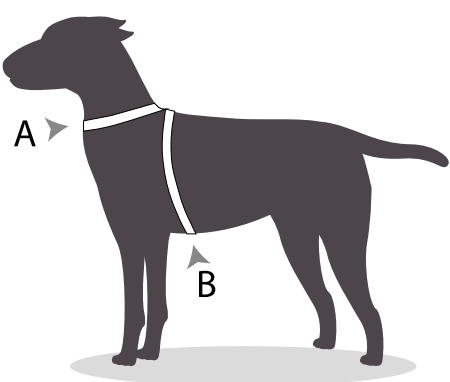
\* James H= 4 cm

### ARNESES



Talla/Size	Dog circumference	Width
xs	80 cm - 100 cm	2,5 cm
s	100 cm - 120 cm	2,5 cm
m	120 cm - 140 cm	3,5 cm
l	140 cm - 160 cm	3,5 cm

### ARNESES



Talla/Size	Dog circumference	Width
xxs	80 cm - 88 cm	2,5 cm
xs	90 cm - 98 cm	2,5 cm
s	100 cm - 108 cm	2,5 cm
m	110 cm - 118 cm	2,5 cm
l	120 cm - 128 cm	2,5 cm
xl	130 cm - 138 cm	2,5 cm
xxl	140 cm - 148 cm	2,5 cm

### PERUVIAN ADJUSTABLE HARNESSSES

### NEO LEATHER HARNESSSES